

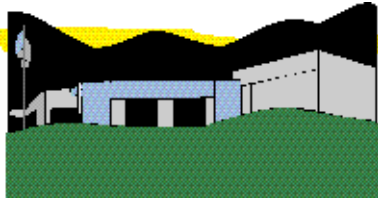
Use the words in the box to label the pictures below.

backpack  
school  
library

paper  
daughter  
conference

books  
four o'clock  
work

teacher  
report card  
father



\_\_\_\_\_



\_\_\_\_\_




\_\_\_\_\_




\_\_\_\_\_




\_\_\_\_\_




\_\_\_\_\_



\_\_\_\_\_



\_\_\_\_\_



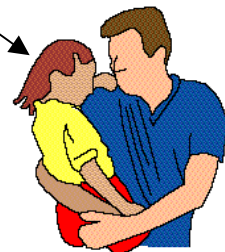
\_\_\_\_\_



\_\_\_\_\_



\_\_\_\_\_



\_\_\_\_\_

# What are they doing?

 <p><b>reading</b></p>	 <p><b>waiting</b></p>	 <p><b>calling</b></p>
 <p><b>borrowing books</b></p>	 <p><b>shaking hands</b></p>	 <p><b>leaving</b></p>
 <p><b>showing</b></p>	 <p><b>arriving</b></p>	 <p><b>talking</b></p>

# What are they doing?



## Script for Listening

1. They are shaking hands.
2. He is calling his wife.
3. She is showing a paper.
4. He is waiting for the doctor.
5. They are talking.
6. She is borrowing books from the library.
7. They are leaving for a vacation.
8. She is arriving home.
9. They are reading a book.

## Vocabulary for Language Master

<b>reading</b>	<b>waiting</b>
<b>calling</b>	<b>borrowing books</b>
<b>shaking hands</b>	<b>leaving</b>
<b>showing</b>	<b>arriving</b>
<b>talking</b>	

-----*Family Literacy: Community-Based English Tutoring Program*-----  
*Joint project by San Diego Unified and San Diego Community College District*  
*Ann Gianola, September 1999*